



**Terry** *Lifestyle*<sup>®</sup>

A lift to future proof your home



# A LIFT FOR *life*

**Our stylish new Terry Lifestyle Lift has been designed by our team of experts to make your life easier.**

Created specially for the home, its elegant and compact design means it will fit neatly into your house practically anywhere you choose and can be custom made to suit your existing décor.

The new Terry Lifestyle Lift will future proof your home so you don't have to worry about the emotional stress and upheaval of moving house if the stairs become too much.



## *easy* DOES IT

Terry Lifts will look after everything...

- ✓ Minimal building work
- ✓ Quick & easy installation in only a few days
- ✓ Can be custom made to blend into your home
- ✓ Simple to operate



# *quality* COMES AS STANDARD

Tasteful and elegant, these features come with your lift as standard



white exterior and interior cabin



silver centre console



controllable dimmed ceiling downlighting



straight stainless steel hand rail



easy to use lift controls



wireless landing controls

## MAKE IT *yours*

No need to redecorate. Your Terry Lifestyle Lift can be tailor made to suit your tastes and your home.

Choose from our range of colours and finishes to create the perfect lift for you.

### *optional features*




flush mounted stainless steel control console



remote control



fold up seat



curved hand rail

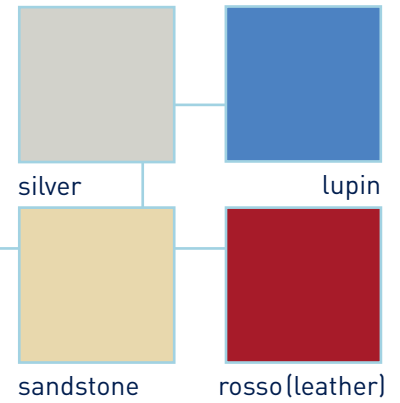


customised finish

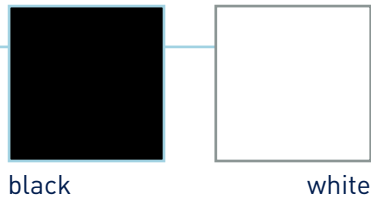
*Painted interior  
centre console  
colours*



*fabric interior  
centre console  
colours*



*exterior  
colours*



*flooring*



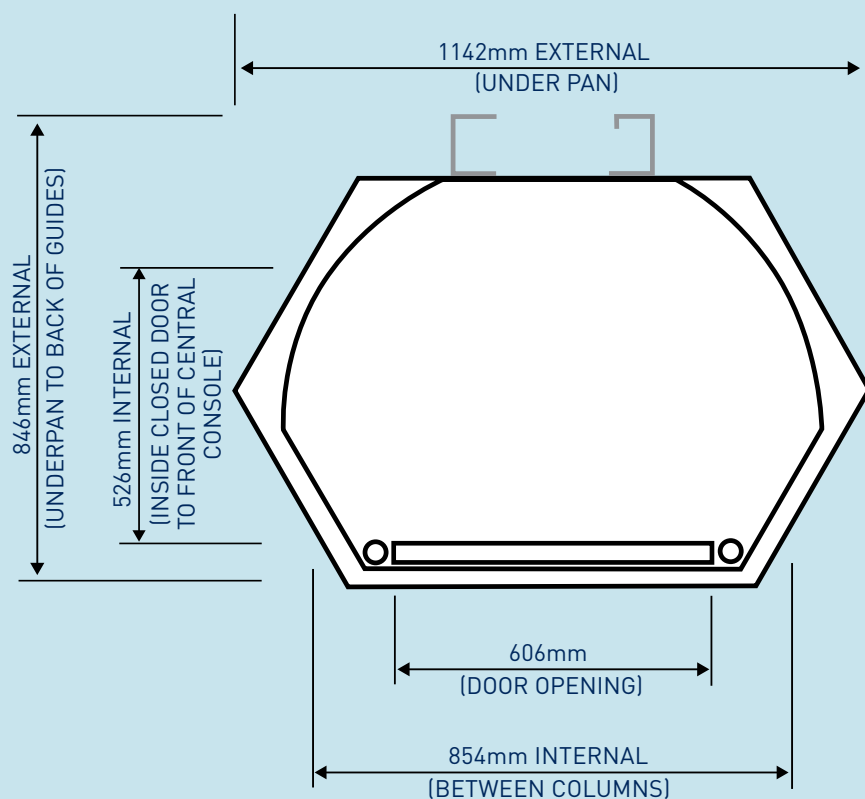
# finishes

You can customise almost every aspect of your lift, from the colour of the paint, the flooring, the type of lighting and the type of glass. Here are some ideas of the combinations of finishes you could have:

	Paint & fabrics	Seat	Flooring	Call stations	Hand rail
<b>standard finish</b>	White interior & exterior with painted silver centre console	No	Charcoal carpet	White touch sensitive cabin and landing call stations	Straight stainless steel
<b>LS1</b>	White interior & exterior with silver upholstered centre console	No	Charcoal carpet or finish to be provided and fitted by others	White touch sensitive cabin and landing call stations	Full, curved stainless steel
<b>LS2</b>	White interior & exterior with silver upholstered centre console	Yes	Charcoal carpet or finish to be provided and fitted by others	White touch sensitive cabin controls with flush mounted stainless steel landing controls	Curved stainless steel opposite seat
<b>LS3</b>	White interior & exterior with sandstone upholstered centre console	Yes	Biscuit carpet or finish to be provided and fitted by others	White touch sensitive cabin controls with flush mounted stainless steel landing controls	Curved stainless steel opposite seat
<b>LS4</b>	Interior & exterior in RAL colour of your choice with silver or sandstone upholstered centre console	No	Choose from standard range or finish to be provided and fitted by others	Flush mounted stainless steel cabin and landing controls	Fully curved stainless steel

# KEY *dimensions*

**Slim and stylish, the Terry Lifestyle Lift has a small footprint and will fit discreetly almost anywhere in your home.**



# PEACE OF *mind*

**At Terry Lifts we have combined luxury with the latest technology, making our new Lifestyle a top of the range lift of the highest quality.**

## Safety First

Your safety is our primary concern. It is important that you feel safe and secure when you are using your Lifestyle Lift.

- ✓ Fire protection between the upper and lower floors, whether the lift is parked upstairs or downstairs, to the requirements of BS5900: 2012
- ✓ For added security, the lift cannot travel unless the door is closed and the door will not open when the lift is travelling

- ✓ Pressure sensitive safety surfaces stop the lift if obstructed from above or below
- ✓ Battery backup allows you to return to the ground floor in safety in the event of a power failure
- ✓ Dimmed downlighting in lift cabin which will light up a darkened room when travelling from one floor to the next
- ✓ A load capacity of 250kg (39 stone)
- ✓ The lift is CE marked
- ✓ Certificated to EU Machinery Directive for a lift travel above 3 metres

# Terry Lifts

IMPROVING LIVES  
SINCE 1968

**With over 40 years of experience in the lift industry, Terry Lifts are experts in design, manufacture and installation.**

Our dedicated team will be with you every step of the way, from purchase and installation to after sales support.

OUR *pledge* TO YOU

**At Terry Lifts, our customers are at the centre of everything we do.**

We are committed to providing you with a Lifestyle Lift of the highest quality, backed up by first class customer service.



# **Terry** *Lifestyle*<sup>®</sup>

Tel: **0345 365 5366**

Web: **[www.lifestylelifts.co.uk](http://www.lifestylelifts.co.uk)**

Email: **[sales@lifestylelifts.co.uk](mailto:sales@lifestylelifts.co.uk)**

